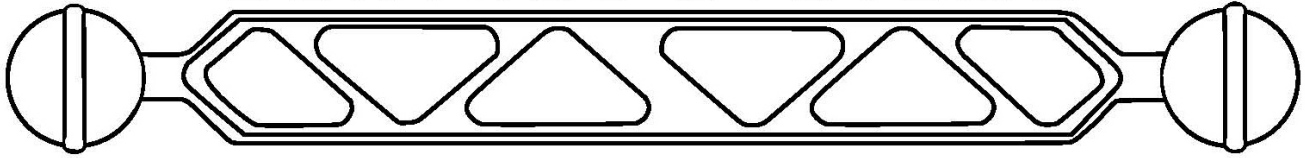


ULTRALIGHT

CONTROL SYSTEMS



Manufacturers of trays, handles, pivots, arms, & adapters, for all your underwater photography needs



UltraLight makes a light weight arm system, the lightest aluminum system on the market. All arms and adapters have an o-ring in the ball portion. This greatly increases the friction forces at the joint, therefore, keeping the arms where you put them. Ultralight Control Systems offers a full line of trays, arms, adapters, and accessories for digital, film, and video camera systems. Feel free to call us at the numbers below to discuss your system's needs.

We think once you have tried our product you will agree it is the best, lightest weight, most convenient, and versatile on the market. It will be the last arm system you will have to buy.
Made in the USA.

Web Site: www.ulcs.com E-Mail: ulcs@ulcs.com

PH: (805)484-3334

(800)635-6611

FAX: (805)984-3008

GETTING STARTED

DIGITAL

The first question we ask is what camera or housing are you using? If your camera is a digital in a housing, we make a digital tray (**TR-D**). This tray can take a handle (**TR-DHB**) for you take our arm system off the top of that handle. This tray can be made into a double tray (**TR-DUP**) (see pg. 3). You then add another handle or our ball adapter AD-3816-2 as a base for your second strobe.

If you have a SLR housing and you want to mount our arms to it. **Aquatica, Sea and Sea and Nexus** have built in handles. We make adapters to fit on top of their handles. The most popular is the **BA-AQW**. We can supply it with metric or US threaded bolts. Please specify the housing you are using. If you have a **Sea and Sea** housing it may come with a plate (**BA-TP**) on top of the handle. We make an adapter to fit this plate. (**BA-TG**). (see pg. 4)

Subal housings come with a plate to mount Ultralight arms. You can mount a **BA-TG** on this plate or you can use a Ultralight Subal dovetail base or double dovetail base. (**BA-SU** or **BA-SUD**). Our **BA-SV** & **BA-SA** mount directly to the housing. (See pg. 4). Subal handles can be replaced with Ultralight handles **AC-H** and a bracket **TR-SC**. (See page 3).

The **BA-IK** fits Ikelite's quick release handle and the taller version **BA-IKT** accomodates the EV manual controler. (See pg. 4). Our tray, **TR-D** fits the small Ikelite housings. Our tray **TR-IK** fits the mid size point and shoot housings from Ikelite. An **Ikelite** video housing with an older style Ikelite handle uses our **AD-3816** on top of the handle after removing the plastic knob.

ARMS & CLAMPS

The size of the arm segments is your next decision. You need to answer what type of photography are you going to do, macro, wide angle or both. Our most popular arm size is 8 inches. (**DB-08**). Two 8 inch segments with the three clamps, the base adapter, and the strobe adapter is 22 inches in total length. (See pg. 7). Other sizes: **DB-03, DB-05, DB-08, DB-12, DB-16**. Our system is based on two arm segments, three clamps (joint) (**AC-CS**), a base adapter and a strobe adapter. This gives you the greatest flexibility, with a joint at the strobe, one in the middle of two arms and one at the base. (See pg. 5&6).

STROBE & VIDEO LIGHT ADAPTERS

Strobe adapter selection is easy. We make an adapter for every strobe or video light that is manufactured. If you have a strobe or light that we do not list just mention it to us and we probably have a solution, more than likely one of our universal mounts (See pg. 5, 7-8, 10). Spotting lights can also be added. (pg. 8, 10)

PIVOTS

Pivots, are the ultimate in a double strobe tray. Our pivot allows the photographer to convert his camera set up from horizontal to vertical in less time than it takes for his/her strobes to recycle. The strobes never need repositioning whether you've switched to the vertical or horizontal format. It can also be used for single strobe photography. We make pivots for **most polycarbonate** housings, and the **Nikonos V**, the **RS**, **Tetra** housings,. Call to see if your housing will fit one of our pivots. (See page 9) We may ask you to send in your housing so we can see which one of the pivots it fits on the best.

NIKONOS

We have a single tray, **TR-NKS** that can be upgraded to a double tray in the future. We also make the "**Pivot**" the ultimate in double trays for the **Nikonos** (See pg. 9). After you decide on the tray or pivot, then you need to decide which handle to use. Our handles come with a nice rubber grip. The handle works best on the left side of the system. The handle can be fixed (**AC-H**) or a quick disconnect (**AC-HQD**) type. (See pg. 4) The handle will be your base adapter. See paragraphs above to select arms and clamps

CAMERA TRAYS & ACCESSORIES: (photos below)

TR-D	Digital single tray for most Polycarbonate housings	\$39.95
TR-DM	Tray for Ikelite compact, Fisheye, Olympus PEN, Seatool	\$34.95
TR-V	Tray for video housings, Epoque, Canon, Patima (pg9)	\$41.95
TR-IK	For Ikelite mid size housing, 10.5" long. Uses AC-H or AC-HQD handles	\$49.95
TR-DH	Digital handle for digital tray (has 1/4-20 threads in it)	\$29.95
TR-DHB	TR-DH handle with ball attached (BA-HB ball adapter)	\$49.95
TR-DUP	Upgrade your single tray to a double tray (for 2 strobes)	\$30.00
TR-DUPL	Longer upgrade than DUP, uses AC-H or AD-3816-2	\$30.00
TR-LB	"L" bracket for Ikelite compact video housings, accepts the TR-DHB	\$17.95
TR-SBLD	Camera Housing Tray, double, (Subal, some Ikelite), 14.5" long. (requires one or two handles or AD-3816 to mount an arm set	\$79.95
TR-SC	Bracket to mount Ultralight's handles to Sea Cam or Subal housings. (This is in place of the handle that comes with either housing)	\$21.95
AC-H	Handle with Ball with rubber grip	\$49.95
AC-HQD	Quick disconnect Handle with Ball with rubber grip	\$59.95

TR-SC

This bracket and Ultralight's handle will replace the Sea Cam or Subal handle.



TR-IK

Ikelite tray and Handle
To mount mid size or SLR Ikelite housings ,10.5" long. Can be made into a double tray with TR-DUPL. Takes AC-H handle



AC-H (left) & AC-HQD (quick disconnect (right) HANDLES WITH BALL

To mount to any of our trays.



TR-D & TR-DHB

Digital tray with handle for most digital housings, i.e. Olympus, Canon, Nikon, Sony, Minolta, Casio, Sea and Sea, Fuji, Panasonic, Sealife.



TR-D & TR-DUP to make a double digital tray

TR-DHB handle & AD-3816-2 adapter



TR-SBLD

Can be used on Subal housings, S&S RDX housings, length is 14.25" Uses AC-H handles or AD-3816-2 balls



TR-DUPL

Longer upgrade piece to make your single tray a double tray. Uses handle AC-H or AD-3816-2



TR-DM (shown on ULTRACompact Ikelite Housing)

Request 12/24 bolts when ordering this tray for Ikelite. This tray will work on Fisheye, Seatool, Rec Sea, Olympus Pen & SLR housings. Request 1/4-20 bolts.



TR-LB

Bracket for Ikelite compact video housing, add TR-DHB handle



BASE ADAPTERS: (most photos below)

BA-AQW	Base adapter - Wide - for housing handles,specify US or metric screws	\$23.95
BA-AQN	Base adapter - Narrow - for pivots, Halycon & Salvo video lights	\$23.95
BA-HSS	Base adapter for Amphibicio Phenom housings	\$37.95
BA-DB	Dovetail Plate (Dovetail Female Groove), specify US or Metric screws	\$13.95
BA-DT	Dovetail Adapter (Male) fits in the female plates	\$23.95
BA-AD	Angled Dovetail adapter (Male) fits in the female plates	\$23.95
BA-SU	Subal Dovetail Plate (Dovetail Female Groove)	\$13.95
BA-SUD	Subal Double Dovetail Plate (Double Dovetail Female Groove)	\$22.95
BA-SV	Fixed base adapter with ball for Subal housings	\$22.95
BA-SA	Fixed base adapter with ball, angled for Subal housings	\$22.95
BA-TP	"T" plate specify metric or US threads	\$13.95
BA-TG	Base "T"-Groove, slides over (Amphibico and Sony video housings, Sea & Sea, Subal housing plates, also Ultralight's BA-TP)	\$23.95
BA-LM	Light and Motion (older) & Top Dawg video housing base adapter	\$22.95
BA-IK	Base adapter for Ikelite's quick release handle	\$23.95
BA-IKT	Base adapter for Ikelite's quick release handle, taller version to accept Ikelites EV manual controller	\$32.95
BA-SP	Replacement plate for top of Subal Housing (6mm threaded hole)	\$12.95
BA-LMB	Ball for L&M Quickie release assembly for their handles (see pg 8)	\$22.95
BA-LMQ	Quickie base, manufactured by Light and Motion	\$40.00



BA-TP and BA-TG

For Sea & Sea, Amphibico, Sony, & Subal housings. **Specify housing to receive proper screws.**



BA-DB (plate) with BA-DT & BA-AD

Bracket mounts with flat head screws. Used on pivots, trays or any housing. Will mount on holes 1" to 1 1/4" apart. **Specify housing to receive proper screws.**



BA-AQW & BA-AQN

Base adapter - wide, for use on housing handles. Base adapter - narrow, for use on pivots and some video lights. Holes are 1 1/8" - 1 1/4" apart. Can be used with metric or US threads, **please specify what you are attaching it to.**



BA-IK & BA-IKT

Base adapter for the Ikelite SLR quick release handle. Taller version will accommodate Ikelites TTL slave or manual controller



BA-SU & BA-SUD

SUBAL DOVETAIL & SUBAL DOVETAIL DOUBLE

Used with Subal Housings. The double one used on housings with only one mount or to add a spotting light.



BA-SV & BA-SA **BASE ADAPTER, SUBAL VERTICAL, SUBAL ANGLED**

Bolts directly to any Subal housing



BA-SP & AD-6mm

BA-SP is a replacement part for top of Subal housings - has a 6mm threaded hole to accept the AD-6mm



BA-HSS

Base adapter for Amphibico Phenom housings



AD-1420-IK for top of dSLR Ikelite housings



UNIVERSAL ADAPTERS FOR BASE OR STROBE USE

Comes with female threads or bolt or stud for your specific use. Please specify.

AD-3816	Use on Ikelite video handles, (female) or Ultralight trays w/ bolts	\$22.95
AD-1420	For use with that size hole (i.e. Sartek lights or Gates housings)	\$22.95
AD-6mm	With stud for use on Subal housings for a spotting light	\$22.95
AD-8mm	European use for 8mm threads (housings & strobes)	\$22.95
AD-1032	With Stud for Light & Motion HID lights	\$22.95
BA-HB	Ball with 1/4" bolt through the center, will work on L&M Sola light	\$22.95
Will also accept a 6mm bolt, please specify (See below)		

If you don't see your application or size listed, we can likely supply it. Specify female threads or type of male threads you need. (i.e. bolt or stud and the length needed). These adapters can be used as base adapters on trays, strobe adapters or adapters for anything that needs a ball at the end. The AD-3816 with a bolt will work as a base adapter for our Ultralight single or double trays.

AD-3816, AD-1420, 6MM, 8MM. UNIVERSAL THREADED ADAPTER

Ball adapter with female or male threads, for attaching to any place there is a need for an adapter with the above sizes.



Your choice of hardware



BA-HB Handle ball

Ball with 1/4 bolt, for use with digital handle or as a universal 1/4" ball adapter, also accepts 6mm bolt for use on Inon strobe. (**BA-HB6**) (photo pg.7)



CLAMP PHOTOS



AC-CSB

Larger clamp to use between two large buoyancy arms

AC-CSL Longer Clamp extend your spotting light

AC-CS CLAMP SET

Shown with proper placement of two arms between clamp halves. T-Knob used to tighten or loosen clamp



AC-TCS TRIPLE CLAMP

Used with the Ikelite remote TTL Slave Adaptor, Ikeltie EV controller or any Spotting Light. Adaptor. (Shown with a TTL adaptor, a AD-125 adapter & an arm.)



AC-CSF NEW STYLE CLAMP

Allows 15 degrees of side to side movement

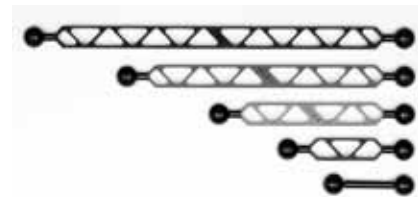
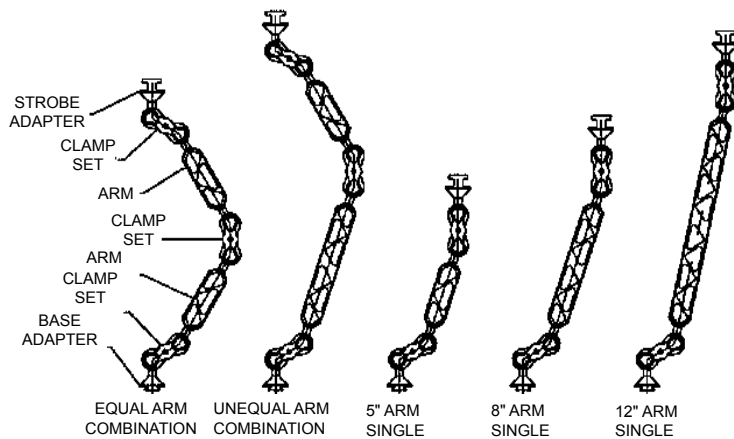


The clamps are what hold the ball ends together. They function much as your own arm joints function. Our system is designed for three clamps per arm side. This gives you the greatest flexibility of movement, i.e. you have a joint at your wrist, elbow, and shoulder. A regular or new style clamp holds two ball ends together, a triple clamp holds three ball ends together. **When assembling** your arms and clamps, place the ball ends in between **the identical parts** of the clamp and use the T-knob to tighten or loosen. It is easy to accidentally put the ball end between a clamp half and the T-knob. When using a triple do not use only two balls as the bolt will bend. With our clamps you do not need to tighten them so tight that you have trouble moving the arm. You need less tension with ULCS clamps than other manufacturers due to the o-rings in the ball ends.

ARM SEGMENTS: (drawings and photos below)

DB-03	3" Double Ball Arm	\$29.95
DB-05	5" Double Ball Arm	\$47.95
DB-08	8" Double Ball Arm	\$47.95
DB-12	12" Double Ball Arm	\$47.95
DB-16	16" Double Ball Arm	\$49.95
DB-B08	8" Double Ball Arm - Buoyancy	\$55.95
DB-B12	12" Double Ball Arm - Buoyancy	\$55.95
DB-B16	16" Double Ball Arm - Buoyancy	\$56.95
SBSS-5	5" Single ball arm for Sea & Sea strobe	\$49.95
SBSS-8	8" Single ball arm for Sea & Sea strobe	\$52.95
DB-BL08	8" Large buoyancy arm 2." in diameter	\$67.95
DB-BL10	10" Large buoyancy arm 2." in diameter	\$68.95
DB-BL12	12" Large buoyancy arm 2." in diameter	\$69.95
DB-BL14	14" Large buoyancy arm 2." in diameter	\$70.95
DB-BL16	16" Large buoyancy arm 2." in diameter	\$71.95
New DB-EXT	Double ball arm extends from 11"-18"	\$89.95

CAMERA & VIDEO ARM COMBINATIONS



ARMS FROM 16 INCH DOWN TO 3 INCH



As illustrated above there are lots of combinations you can choose for arms. Most arms include three clamps and two arm segments for the most flexibility. You may use two clamps and one arm segment if you have budget constraints; but you sacrifice flexibility.

Arm length is based on what type of photography you intend to do. If you only do macro then you want a small compact arm. If you do only wide angle then you want to get your strobes out away from the camera to lessen the backscatter you get when your strobes light the water in front of your subject. If you do both types of photography then you will need to figure the length that will give you the wide angle photography and not be in the way for macro work. The 8" arms are the most popular for both types of pictures.

DB-BL

New 2" diameter buoyancy arms. 16" to 8" (need AC-CSB if using two of these together)



SBSS-5, SBSS-8, SINGLE BALL ARMS



By using one of these, you have less clamps in your system; but you sacrifice flexibility

STROBE & VIDEO LIGHT ADAPTERS: (most photos below)

AD-125	Ikelite DS-125, DS-160, 50, MS, MV, DS-50, DS-51	\$22.95
AD-150	Ikelite 150, 225, 300, 400 Substrobes	\$22.95
AD-Ai	Ikelite 100, 100A, Ai Substrobes	\$22.95
AD-200	Ikelite DS-200 Substrobe or older 200 strobe	\$22.95
AD-IKV	Ikelite Pro-V8 LED Video Lite	\$24.95
AD-102	Nikonos 102 Strobes	\$22.95
AD-103	Nikonos 103, 105 Strobes	\$22.95
AD-104	Nikonos 104 Strobe	\$22.95
AD-SS	Sea & Sea Strobes, Olympus & Epoque & Sea Life strobes	\$22.95
AD-SSL	Sea & Sea Strobes, longer version, fisheye lights	\$25.95
AD-IN	Inon strobes All Models (or BA-HB6, see below)	\$24.95
AD-LS	For land strobes or Amphibico video lights (photo pg10)	\$22.95
AD-MOD	L&M Sun Ray-S Pro, Elite, Classic video lights, L&M Blue Fin & Mako base, Sunray 600, 1200, 2000X LED	\$22.95
AD-LS2000	L&M LED 2000 lights (Older version, black case)	\$22.95
AD-HID	L&M HID Light, larger base with 10-32 thread (same as AD-1032)	\$22.95
AD-UK	Underwater Kinetics (SunLight "D" or Light Canon) (photo pg.8)	\$34.95
AD-NR	NiteRider light adapter (photo pg. 8)	\$28.95
AD-NANO or	AD-8MMhb, either for Hartenberger Nano spotting light	\$22.95
AD-SOLA	For LMI sola photo lights (it is a BA-HB ball with 1/4-20 bolt)	\$22.95

BA-LM

Base adapter for L&M

StingRay HD housing or Top Dawg

AD-1032 (old AD-HID)

Light & Motion older lights,

Alternative adapter is AD-MOD

AD-Mini S

Light & motion Sun Ray

Mini S video light adapter

AD-MOD for most L&M lights
and some housings, 10/32 bolt incl.

AD-103

Nikonos 103, 105 Strobe,
Has a cut out to match the
strobe cut out part

AD-102

Nikonos 102 Strobe,

AD-104

Nikonos 104 strobe

Ikelite strobe adapters

AD-200

DS-200

AD-150

150, 225, 300 or 400

AD-Ai

Ai or 100A

AD-125

DS 125, DS 160, 161,
MS, MV, 50, DS-51

AD-IKV

For Ikelite Pro-8 lite

AD-NANO or AD-8MM HB

fits in the hole on the handle of a
Hartenberger Nano light

AD-IN (left) or
BA-HB6mm(right)
Inon Strobe adapters
for all Inon strobes

AD-SS

Sea & Sea,
Olympus &
Epoque,
Fantasea, Fisheye

AD-SSL

Longer Version

MORE STROBE & VIDEO LIGHT ADAPTER PHOTOS



AD-LS LAND STROBE ADAPTER

Used for land flashes and some Amphibico video lights.



Pistol Grip - incl. AD-Sola, AC-CS, TR-DHB, tripod piece



AD-UK UNDERWATER KINETICS

Sunlight D series or Light Canon HID lights



AD-NR NITERIDER LIGHT ADAPTER

Fits all NiteRider scuba/video lights



AC-ARM

Hardware to mount a ball to your Ultralight arm. Can be mounted in any of the triangle cut outs of the arm.



ACCESSORIES:

AC-CS	Clamp Set - Standard (holds two ball ends together)(photo pg. 5)	\$29.95
AC-CSF	New Style Clamp - (holds two ball ends together) (photo pg. 5)	\$29.95
AC-CSB	Clamp set, buoyancy, holds two 2" buoyancy arms together	\$34.95
AC-CSL	Clamp set, longer, to extend a spotting light (see photo below)	\$34.95
AC-TCS	Clamp Set - Triple (holds three ball ends together) (photo pg. 5)	\$34.95
AD-TTL	For Ikelite EV controller or TTL slave sensor (photo pg. 9)	\$24.95
AD-TTLd	TTL adapter for digital handle (has a screw in the bottom) (pg. 9)	\$27.95
AC-SLQ	Spotting Light Adapter (Designed for two UK Mini Q-40's)(photo pg. 10)	\$34.95
AC-USL	Universal Spotting Light Adapter (For most C-Cell flashlights) (pg.10)	\$32.95
AC-USLm	Universal Spotting Light Adapter mini (for most AA-cell lights (pg.10)	\$32.95
AC-Tosh	Universal spotting light adapter, for lights 1.5" in diameter	\$32.95
AC-USLXL	Universal spotting light adapter, for lights 2" in diameter	\$36.95
AC-SPL	For digital handle, mini light adapter with loc line (pg.4)	\$15.95
AD-HS	Hot Shoe Adapter with Ball (photo pg. 9)	\$34.95
AC-SSC	Bracket to mount Sea & Sea TTL unit to Subal housings	\$19.95
AC-IK	Ikelite Mini-C flashlight holder with ball (photo pg. 10)	\$26.95
AC-TRI	Tripod clamp for use with our regular arms (photo pg.10)	\$39.95
TRI-HD	Tripod head with pan and tilt, use arms or ext. legs (pg. 10)	\$184.95
Tripod	Pan and Tilt Tripod with extendable legs (pg. 10)	\$454.95
TRI-LEG	Tripod legs, extendable 11-18" with one pointed end.(pg. 10)	\$89.95
O-rings	O-rings for ball (2-209 buna) Pack of 25	\$4.00
AC-LR	Lens release tool (pg. 11)	\$8.00
AC-ARM	Hardware to mount AD-1420 to the middle of an arm	\$4.00
AD-1420-IK	Ball for top of Ikelite slr housings (pg. 4)	\$23.95
AC-NB	Ball adapter to attach to any arm or adapter at the neck below the ball (see photo below)	\$29.95



AC-NB NECK BALL Adapter

Shown on a BA-IK with a clamp in left picture. On right picture the part with its screws



BA-LMB ball only

Fits on the Light and Motion Quickie release assembly. The quickie release piece is a Light and Motion product, (sold separately).



GOPRO Accessories

AD-GO	Ball adapter to GoPro tripod mount	\$32.95
TR-GP	Small tray for GoPro housing, can add TR-DHB handle	\$26.95
TR-GPD	Small double tray for GoPro, can add 2 Tr-DHB handles	\$28.95
TR-GP3D	Small double tray for 3D GoPro housing, can add 2 TR-DHB	\$34.95
GP-Cage	A more robust way to mount the GoPro (incl. ball)	\$74.95
GP-LCD-cage	A more robust way to mount the LCD camera (incl. ball)	\$91.95
GP-CAGE 3D	A more robust way to mount your 3D Go Pro (incl. ball)	\$74.95
Pistol Grip	Includes handle with ball, clamp and Gopro tripod mount	\$87.00



TR-GO

Small tray for mounting the GoPro housing. Add a handle, a clamp and a light.

TR-GPD

Double tray for mounting the GoPro housing. Add 2 handles (TR-DHB), clamps and lights



AD-GO

Ball mount to attach your GoPro housing to our arm system



TR-GP3D

Double tray for the 3D housing



GoPro cages fit on the back of the particular housing, with a ball attached to it, allowing a clamp to attach it to your housing, pole cam, etc.



GP-CAGE

Cage fits on the back of the regular housing back.



GP-CAGE-LCD

Cage for the LCD back



GP-Cage3D

Cage for 3D housing



TR-V Tray for newer video housings:

Canon WP-V1, VP2, VP3, Epoque & Patima for Sanyo Xacti. (Shown with TR-DUPL, AC-H handle and AD-3816-2 ball



AD-HS - HOT SHOE ADAPTER

Fits in the shoe on some point & shoots, Sea & Sea and Nexus housings, for attachment of a clamp and a spotting light adaptor.

ULTRALIGHT is not responsible for any damage caused to camera's cold shoes as a result of using one of these adapters. No damage should occur under ordinary circumstances; but if camera is dropped or something heavy is dropped on the light adaptor, damage could result to the camera hot shoe.



AD-TTL

REMOTE TTL SLAVE ADAPTER OR EV CONTROLLER

Needs a triple clamp AC-TCS to mount to Ultralight arms

AD-TTLd

TTL adapter to mount on the top of digital handle (TR-DH) or on top of digital housing pivots

MORE ACCESSORY PHOTOS



AC-FB Mounting plate

\$10.95 ea.

Numerous sizes with different size holes for mounting different adapters. (3/8 to 1/4 use on **Equinox** housings) (1/4 to 1/4 use on TR-DH digital handle)

AC-FB

Mounting plate

For use on housing that come with their own handles, pictured here with a universal ball adapter, you then need a clamp and universal spotting light adapter



AC-SLQ

SPOTTING LIGHT ADAPTER

For two Underwater Kinetics mini Q-40's



AC-TRI

TRIPOD CLAMP

Use arms for legs. Clamp with 1/4" bolt for attaching to a tripod socket.



Tripod Head - New

Use with our regular arms for legs



TRIPOD - NEW

Pan and Tilt with extendable legs Comes with points on the legs for use on hard surfaces and balls with holes for use in sandy substrates.



AC-IK

IKELITE MINI-C ADAPTER

For use with Mini-C flashlights for spotting.



Mounting instructions for all USL adapters below:
Can be attached with a clamp and base adapter to the top of a housing, to the hot shoe adapter or in an arm set with a triple clamp, or in the middle of a Ultralight arm with a AC-ARM, or AC-NB (see page 8)

All 4 saddles come with pieces of rubber to put on the light to keep it from rocking in the saddle.

AC-USLm & USL **UNIVERSAL SPOTTING LIGHT ADAPTERS**

The mini holds one "AA" flashlight like the UK mini-C. The USL is for use with most 4 C-cell flashlights.



TRI-LEG



Legs extend from 11-18", point on one end, sm half ball fits on points

Pole Cam & Attachments

2 foot sections **\$9.95 ea**



Ball on pole cam end PC-BC **\$25.95**



Tripod mount on pole cam end PC-GP **\$9.95**



Detail of joint

AC-SPL

Spotting Light adapter for UK MiniQ-40 light to attach to the top of the digital handle (TR-DH)



Older Ultralight parts, still in stock

PIVOTS FOR HOUSED DIGITAL CAMERAS: (photos below)

CP-OLY	Olympus housing pivot, please indicate which housing	\$189.95
CP-OLY80	Olympus housing pivot for 5060 & 8080 housings	\$194.95
CP-TD	Small pivot for many small polycarbonate housings	\$186.95
CP-TDC	Medium pivot for many medium polycarbonate housings	\$186.95

If you have a small housed camera and are looking for a pivot, one of the ones above may fit, please call to discuss.

TRAYS & PIVOTS FOR FILM CAMERAS & ACCESSORIES

TR-NKS	Nikonos 2, 3, 4, 5, Sea & Sea Camera Single Tray	\$59.95
TR-RSS	RS Camera Single Tray with Wrist Support	\$119.95
CP-NK	Nikonos 3, 4, 5 camera pivot	\$199.95
CP-RS	RS Camera Pivot	\$219.99
CP-BASE	Nikonos pivot base to use with an RS pivot back	\$ 49.95
AC-HB	Handle Adapter (Adjustable, mounts on bottom of pivot)(no photo)	\$ 19.95
AC-H	Handle with Ball with rubber grip (photo pg. 3)	\$ 49.95
AC-HQD	Quick disconnect Handle with Ball with rubber grip (photo pg.3)	\$ 59.95
AC-WS	Wrist Support (Fits on RS pivots (photo below) and RS single tray)	\$ 34.95

CP-RS & CP-NK RS PIVOT AND NIKONOS V PIVOT

The RS pivot has an optional wrist support on right side.



CP-RS & AC-H & AC-HB

NIKONOS V PIVOT

Has handle mounted on left side of pivot and a BA-AQ on the right side



CAMERA TRAYS

From top to bottom:

TR-RSS RS camera tray with wrist support

TR-NKD Nikonos double tray

TR-NKS Nikonos single tray



Mini-Battery Tester

Tests most batteries under "load" as if it was in your camera or strobe, so you know what power is really left in the battery. **\$32.50**
Neoprene case **\$3.50** Quantities of both limited



CP-OLY OLYMPUS PIVOT

for the Olympus housings may work with others, call. Handle included, base adapters extra



CP-TD & CP-TDC
SMALL & MEDIUM SIZE PIVOT
Originally for Light & Motion's Tetra housings. Will work on many small and medium size polycarbonate housings.



AC-SEKB (41.95)limited quantities
SEKONIC LIGHT METER

BRACKET Mounts with 1/4" bolt.

AC-SEK (49.95)limited quantities
LIGHT METER CLAMP

Replaces a regular clamp on any arm set.

AC-LR LENS RELEASE TOOL

For housings that you cannot get to the lens release button with your finger.



PARTS CARE AND MAINTENANCE

Treat Ultralight parts just like your other underwater photo equipment. After every dive the best thing to do is thoroughly rinse everything in fresh water if possible. You can soak Ultralight products in hot soapy water or dilute vinegar water. There are a couple of products on the market that help remove salt build up. You can find these at your local dive store. If you use vinegar in the water, the finish may dull; but you have not hurt our products. Do not use it full strength.

PERIODIC MAINTENANCE:

NUTS, BOLTS, AND SCREWS. Whenever you have two dissimilar metals in contact with each other you will have some electrolysis. This is what happens in the case of aluminum and stainless steel. The aluminum becomes etched away and the nuts and bolts tend to freeze, making it difficult or impossible to remove them. We have found that wrapping the threads of screws and bolts with **Teflon plumber's tape**, found at your local hardware store, reduces electrolysis and removal of the screw, nut, or bolt a lot easier. If you are looking at the thread end make a couple of turns of Teflon tape in a clockwise direction, while stretching it slightly. Also it is best to remove all stainless steel nuts, bolts, screws, etc. periodically to clean the threads and keep them from freezing up. A good soaking is a good idea after a long dive trip, then a tooth brush for anodized parts and a wire brush for the stainless parts. Do not put teflon tape on the screws that are in the clamp.

CLAMPS. If you remove the clamp T-knob, clean the threads of the stainless bolt with a wire brush. You will not be able to remove the stainless bolt from the clamp half. It is glued in. Place a small amount of silicone grease on the ends of the threads before you put the T-knob back on.

Remember, if you keep Ultralight parts clean and lubricated they will give you years of service and happy picture taking.

The o-rings in the ball ends usually need to be replaced about every 12-24 months. This depends on what environment they have been in. They will crack or do not hold as well. Contact your local dealer for replacements or go to a store that sells o-rings and purchase Buna type # 2-209. (The size is 15/16 X 11/16 x 1/8). Take the o-ring and stretch it over the ball and into the groove. The clamps will work; even if there is no o-ring; but you will have to tighten a little harder. We sell them in packs of 25.

WHAT OUR CUSTOMERS SAY

"Your wonderful arms have solved all of my strobe arm problems. They are easy to move for creative lighting, yet stay steady in the water. The large knobs are easy to adjust, and the buoyancy arms allow me to hold my heavy systems even with a sore shoulder. Nothing else comes close to what your arms accomplish."

CATHY CHURCH

"I have tried many systems to carry my underwater strobes and only the one from ***Ultralight*** has performed reliably for me in all conditions. It has proven to be light, easy to control and provides me with a lock on the positioning of the strobes." **AMOS NACHOUM.**

I began using **Ultralight** arms back when I first started shooting wide-angle underwater with my Nikonos V/15mm combination. I found the need to move my strobes further from my lens to avoid backscatter and get the most out of the powerful strobes I was using. I loved them so much that I tried them while shooting macro and found the ability to position and aim my strobes anywhere I wanted to be a huge advantage. I now use **Ultralight** arm systems on all my setups. Lightweight, easy to use and virtually indestructible even in a saltwater environment make them the only choice for me! **ROB DARMANIN**



New Ultralight logo
T-Shirt S-XL **\$10.00**
limited quantities

Ultralight Shirt limited quantities
Ultralight logo and dolphin
design, M-XL **\$27.00 ea.**