



Two-Part, Side by Side Kit Adapter Instructions



EQ-49 is an adapter that can be used to dispense material from a side by side (sxs) kit, aka dual cartridge, in conjunction with a standard caulking gun. The EQ-49 adapter contains 2 parts: clear barrel and blue dual cartridge plunger. EQ-48 is similar to the EQ-49 but uses a 10:1 two part mix ratio (note smaller cylinder on right).



Step 1:

To use EQ-49, it is recommended to place the mix tip on first. The mix tip can also be placed on last, based on preference. You must first remove the cap of sxs kit, then twist on mix tip.

Two-Part, Side by Side Kit Adapter Instructions




Step 2:

Place side by side cartridge in clear adaptor of the EQ-49. Please note the end of the barrel you place it into must match the image.



Step 3:

Place blue plunger of EQ-49 into barrels of sxs cartridge.



Step 4:

The end of the blue plunger is designed to fit into a standard caulking gun. From this point you can dispense material by hand. **Please be sure to discard the first 2-4 grams that are extruded from the sxs mix tip.**