

1 2 3 4 5 6 7 8

1

A

WARNING

- 1) The drawings are only a helping visual guide but do not replace, common sense, expertise, experience or craftsmanship.
- 2) If you do not have a minimun of mechanical skills, do not start selflearning with your CCR, it would be more expensive that sending it to a service center and probably dangerous for yourself.
- 3) If you decide to keep going doing your own maintenance and in doubt, always refer to your instructor, an authorized service center or the factory.
- 4) If you reached this line and still want to keep going here you have a few tips:

Use only high quality handtools (do not use electrical driven tools) high quality tool sets are cheaper than any JJ part.

Grease O-rings properly

Acetal resin is strong but not stronger than steel or aluminum, do not overtight screws over Acetal, once ruined it goes to the trash bin.

Many threads are made with Helicoil inserts, if damaged of broken they should be replaced, for doing this, a special set of tools is needed. Send the part to the factory or to a service center. Do not try to replace it yourself, you are going to ruin something.

If you figure out the O-ring sizes, do not buy commercial ones (buy originals from JJ) You do not know the right cord diameter, the material or the right Hardness Shore.

C

D

E

F

List of tools

Allen key 3mm

Allen key 5mm

Torx screwdriver #10

Torx screwdriver #20

Torx screwdriver #30

Philips screwdriver #1

Wrench 10mm

Wrench 12mm

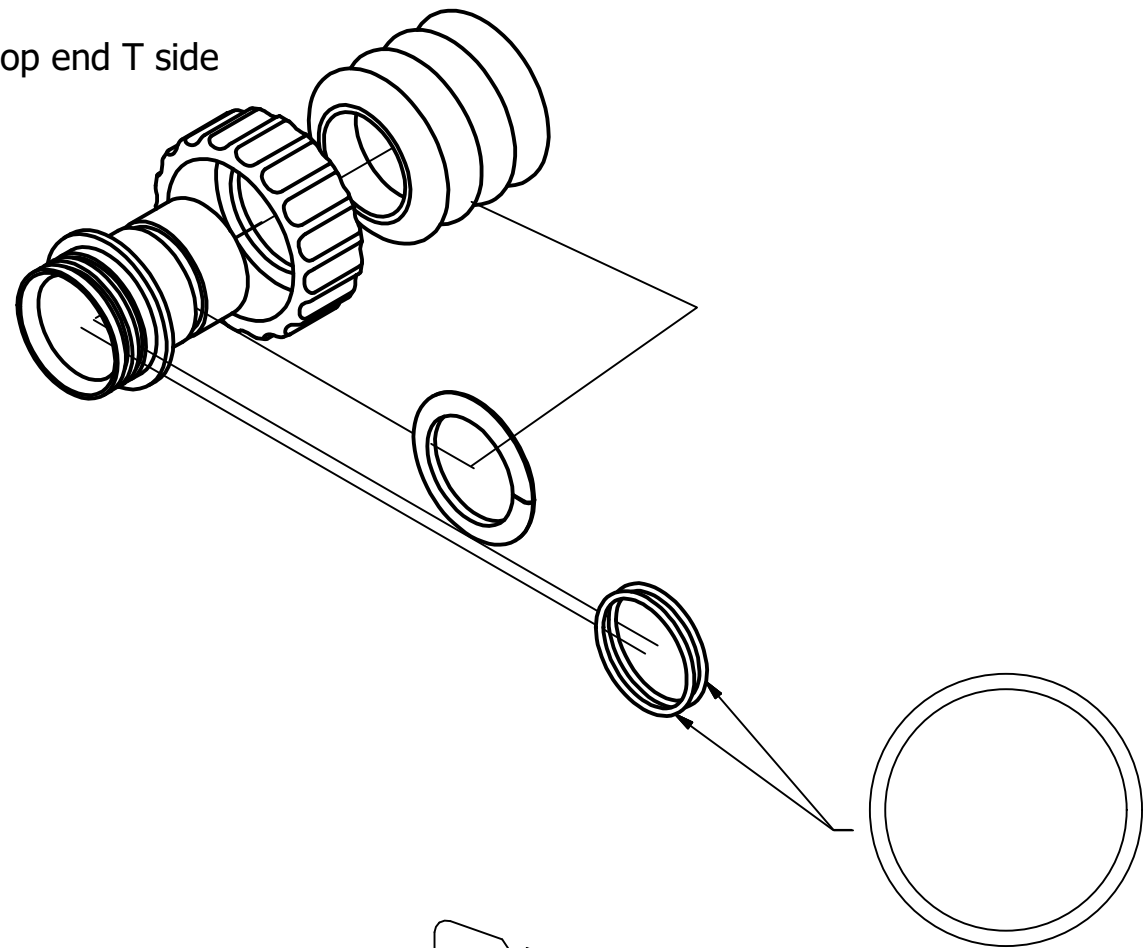
Wrench 14mm

O-ring picker

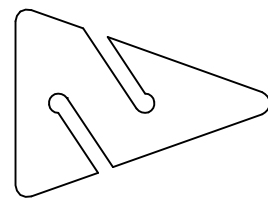

Nº Rev	Nota de revisión	Fecha	Firma	Revisado
--------	------------------	-------	-------	----------

Ref.	Qty	Title/Name/Design/Material			Art. Number/Ref	
Designed by ff		Checked by ff	Approved by - date ff - 20/02/20	Filename tips	Date 20/02/20	Scale 1:1
tridens advanced engineering solutions				Notes		
					Edition 0	Sheet 1/1

Loop end T side

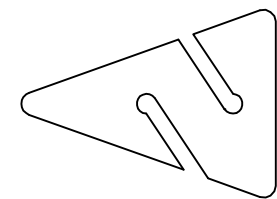


Check correct printing size with this 100mmx100mm square template

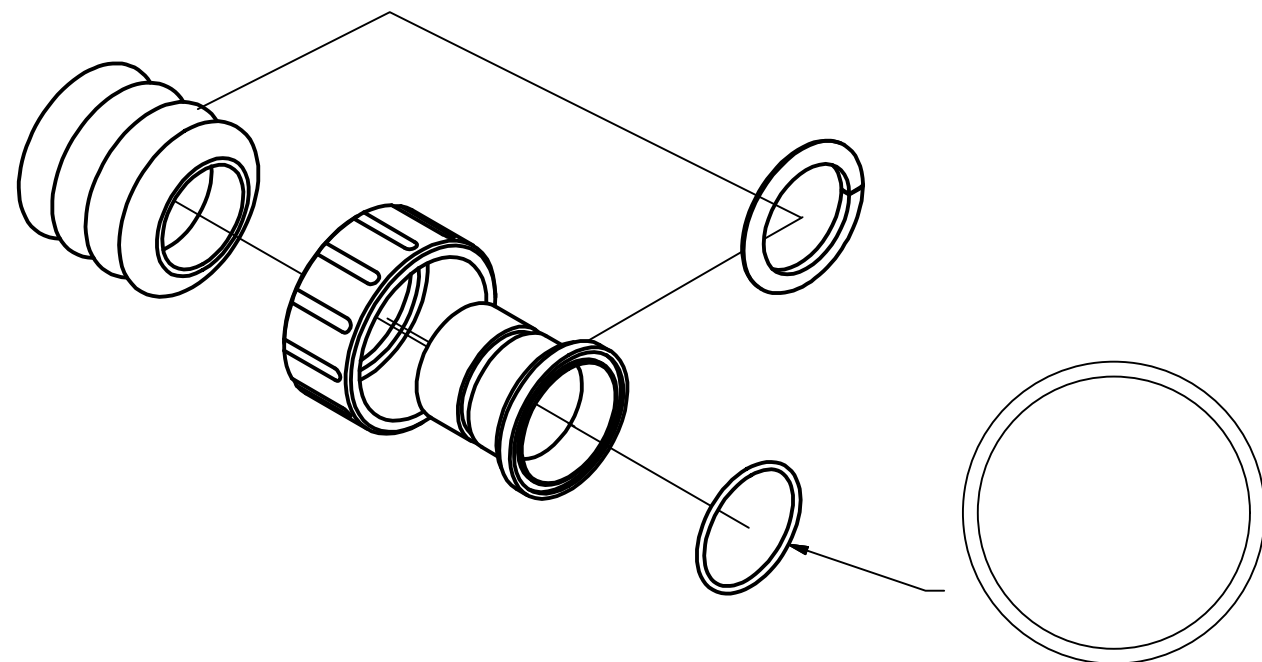


TEK DIVING NATION

TEKDIVINGNATION.COM



Loop end DSV side



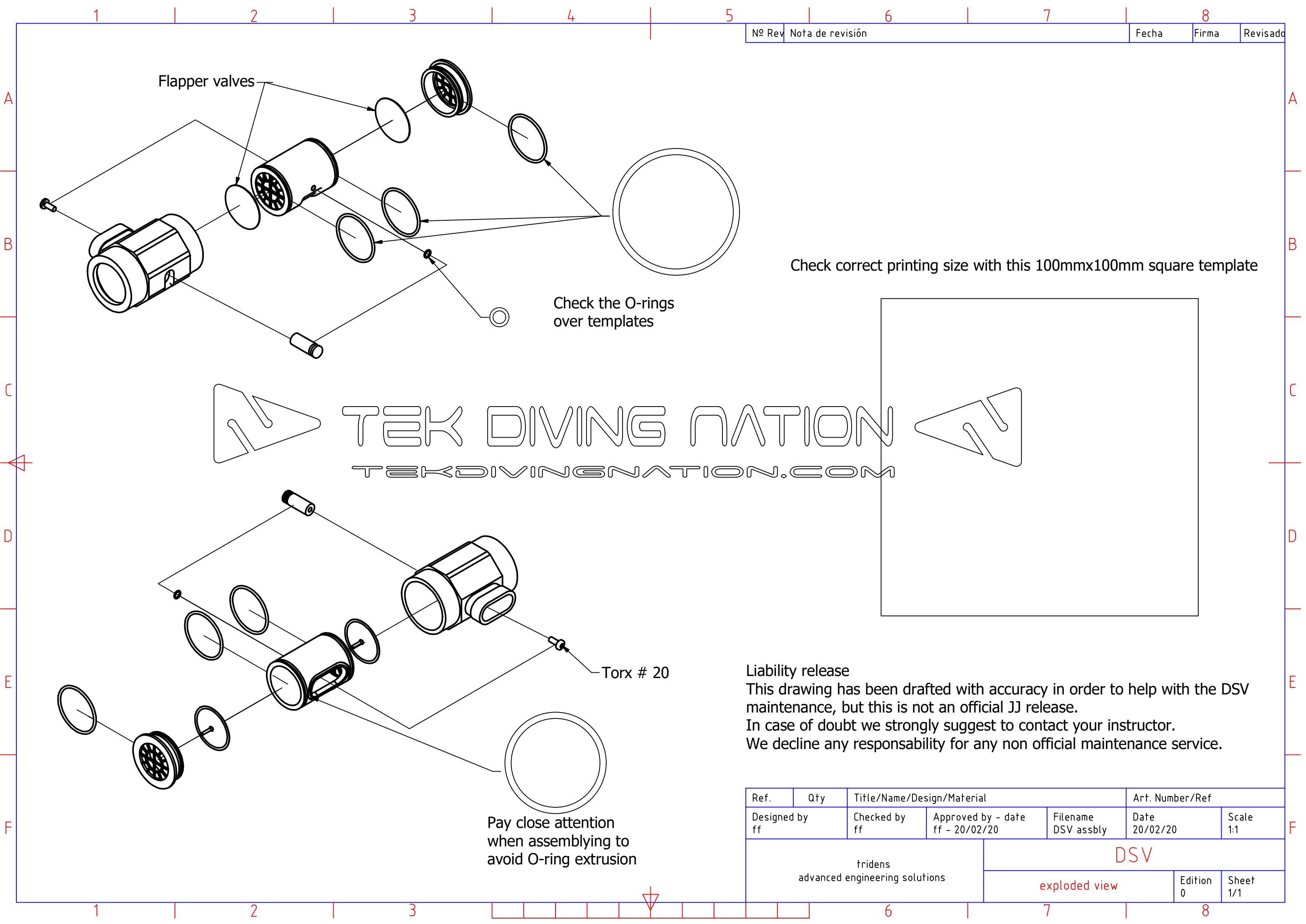
Liability release

This drawing has been drafted with accuracy in order to help with the Loop maintenance, but this is not an official JJ release.

In case of doubt we strongly suggest to contact your instructor.

We decline any responsibility for any non official maintenance service.

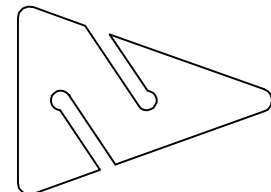
Ref.	Qty	Title/Name/Design/Material			Art. Number/Ref	
Designed by ff	Checked by ff	Approved by - date ff - 20/02/20	Filename Ends assbly	Date 20/02/20	Scale 1:1	
tridens advanced engineering solutions			Loop ends			
			exploded view	Edition 0	Sheet 1/1	



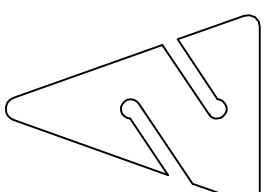
Flapper valves

Check the O-rings
over templates

Check correct printing size with this 100mmx100mm square template



TEK DIVING NATION
TEKDIVINGNATION.COM

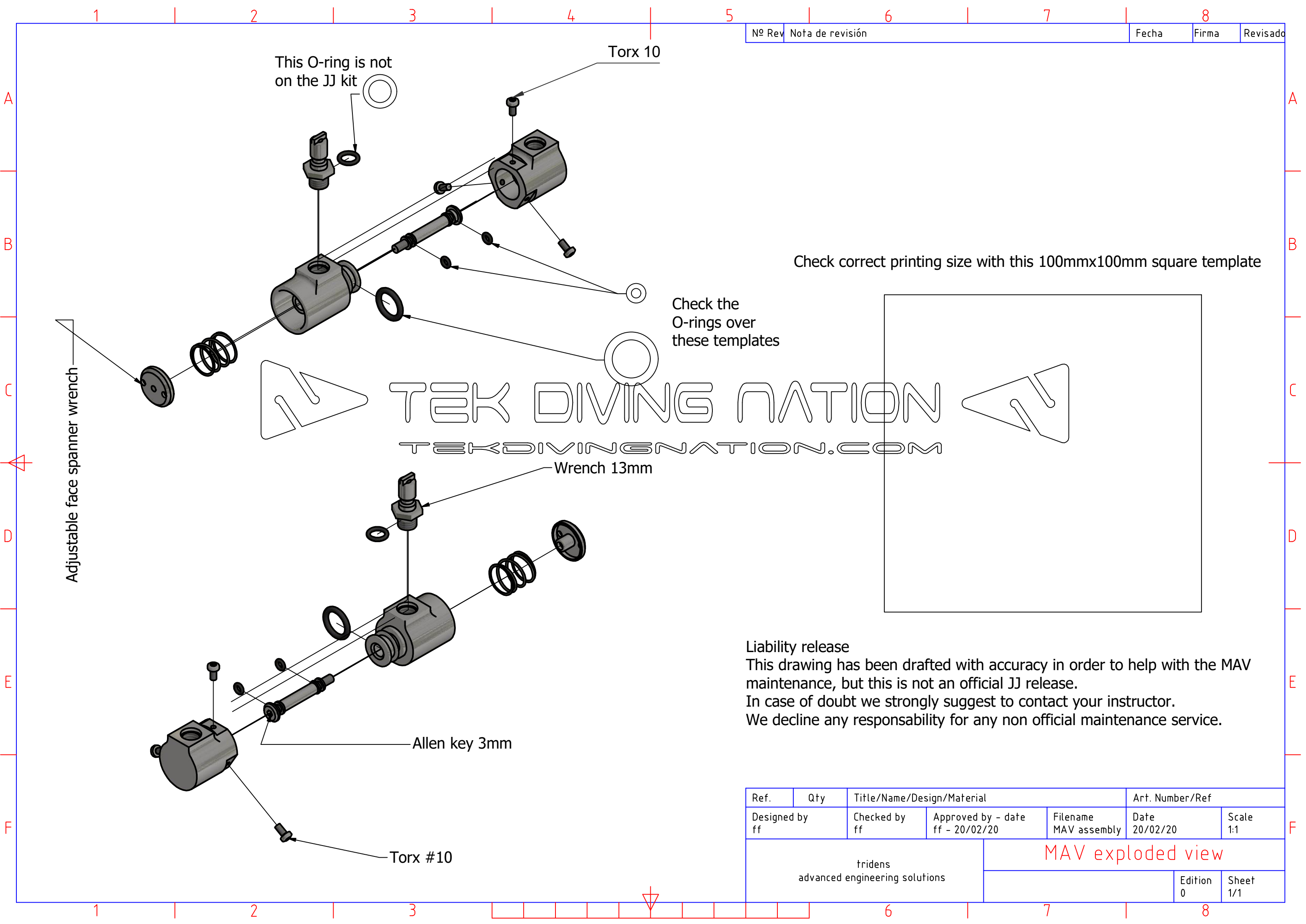


Torx # 20

Pay close attention
when assembling to
avoid O-ring extrusion

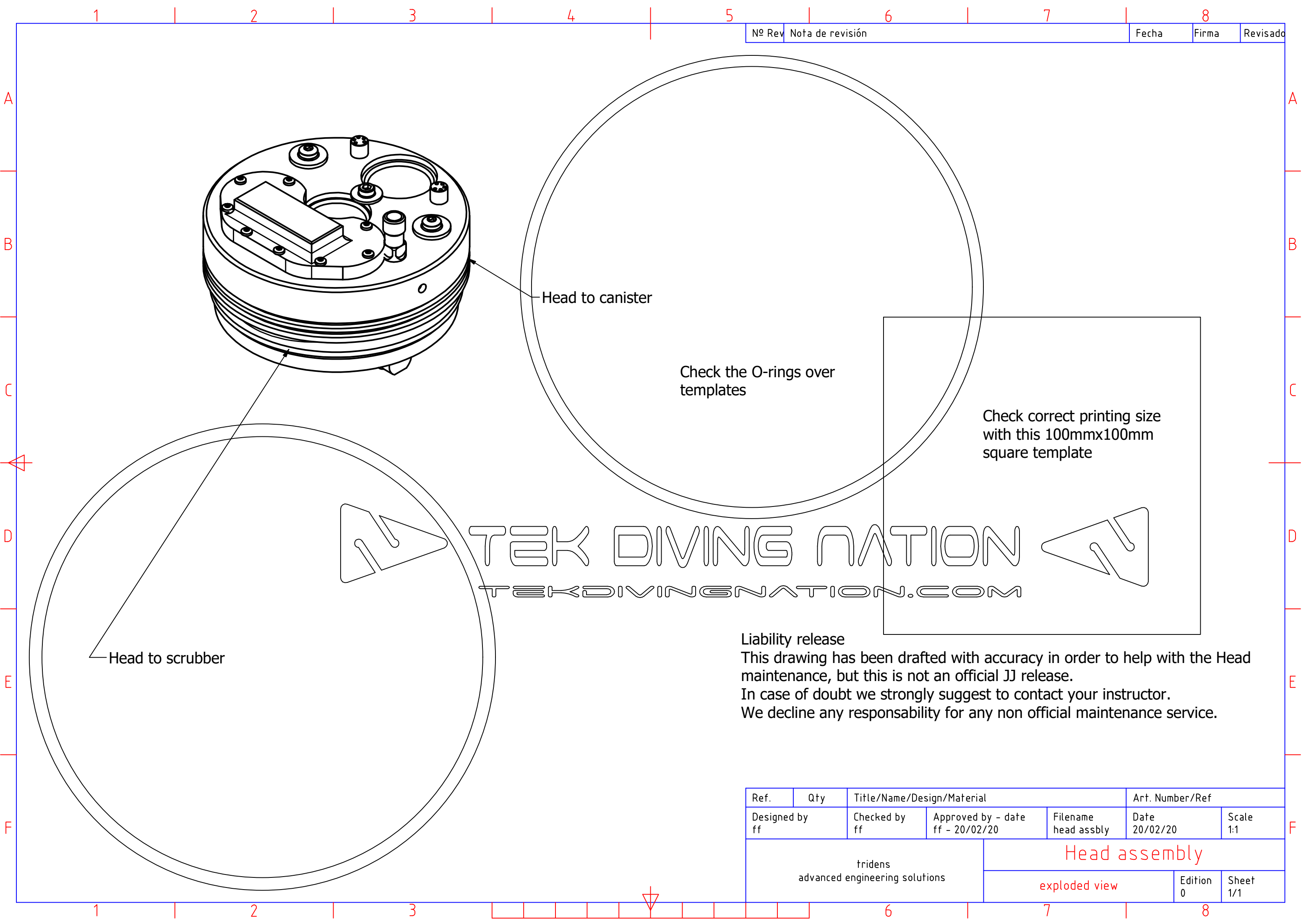
Liability release
This drawing has been drafted with accuracy in order to help with the DSV
maintenance, but this is not an official JJ release.
In case of doubt we strongly suggest to contact your instructor.
We decline any responsibility for any non official maintenance service.

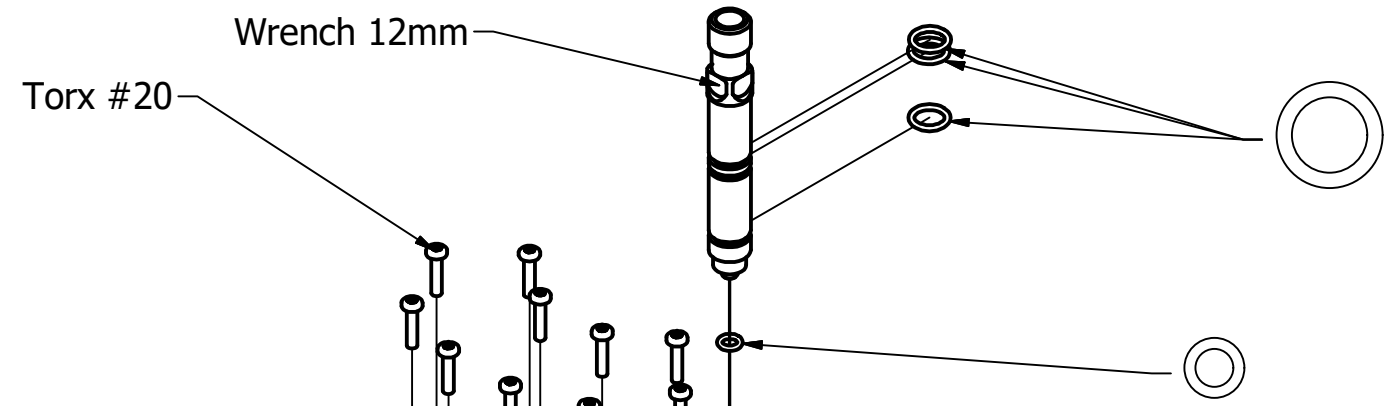
Ref.	Qty	Title/Name/Design/Material			Art. Number/Ref	
Designed by ff	Checked by ff	Approved by - date ff - 20/02/20	Filename DSV assbly	Date 20/02/20	Scale 1:1	
tridens advanced engineering solutions			DSV			
			exploded view	Edition 0	Sheet 1/1	



Liability release
This drawing has been drafted with accuracy in order to help with the MAV maintenance, but this is not an official JJ release.
In case of doubt we strongly suggest to contact your instructor.
We decline any responsibility for any non official maintenance service.

Ref.	Qty	Title/Name/Design/Material			Art. Number/Ref	
Designed by ff	Checked by ff	Approved by - date ff - 20/02/20	Filename MAV assembly	Date 20/02/20	Scale 1:1	
tridens advanced engineering solutions			MAV exploded view			
					Edition 0	Sheet 1/1

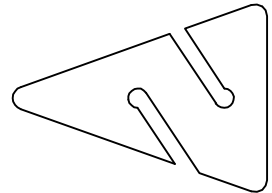




Check correct printing size with this 100mmx100mm square template

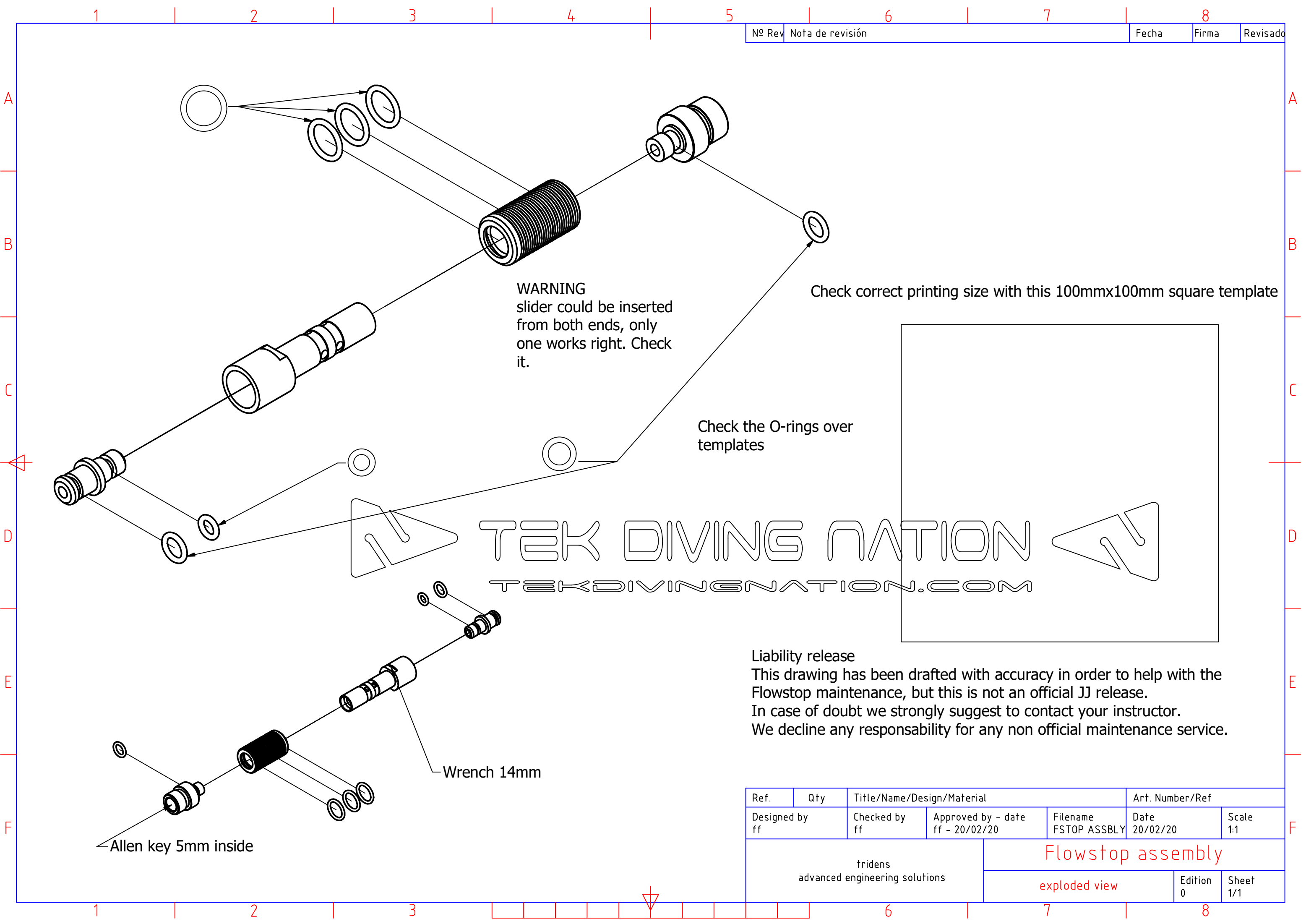
Check the O-rings over
templates

TEK DIVING NATION
TEKDIVINGNATION.COM

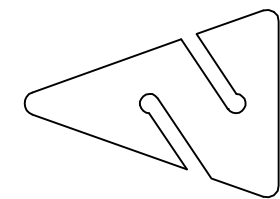


Liability release
This drawing has been drafted with accuracy in order to help with the Head
maintenance, but this is not an official JJ release.
In case of doubt we strongly suggest to contact your instructor.
We decline any responsibility for any non official maintenance service.

Ref.	Qty	Title/Name/Design/Material			Art. Number/Ref	
Designed by ff	Checked by ff	Approved by - date ff - 20/02/20	Filename head assbly	Date 20/02/20	Scale 1:1	
tridens advanced engineering solutions			Head assembly			
			exploded view	Edition 0	Sheet 1/1	

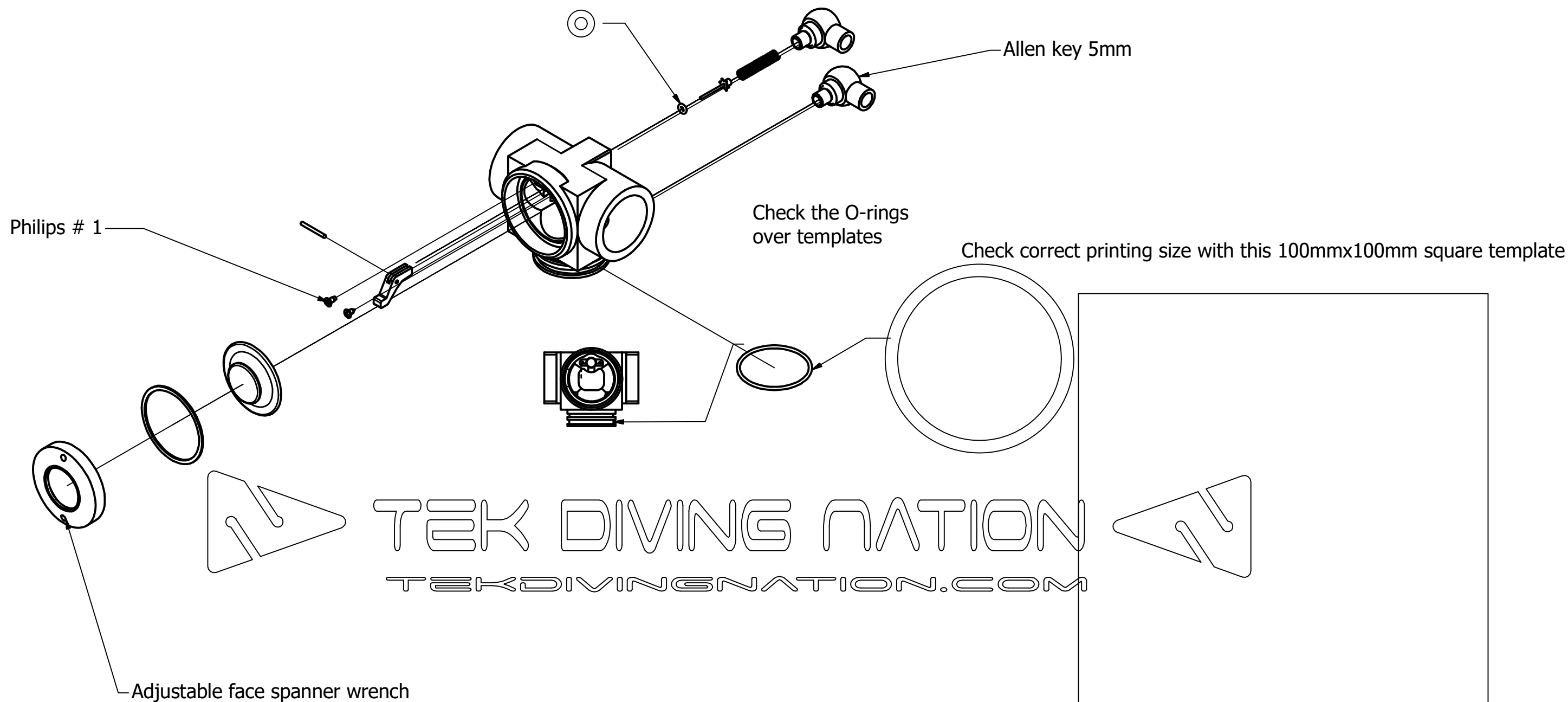


TEK DIVING NATION
TEKDIVINGNATION.COM



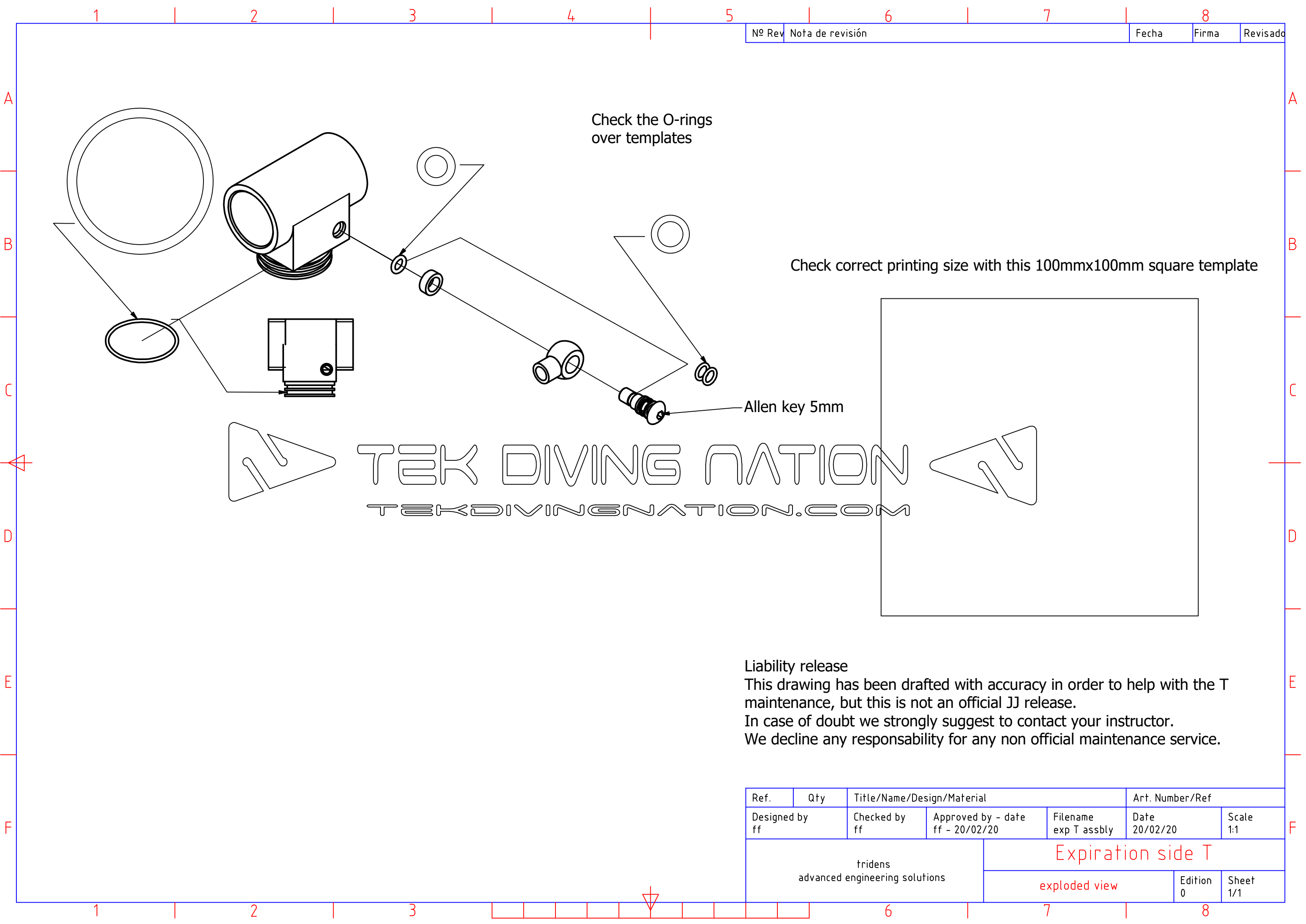
Liability release
This drawing has been drafted with accuracy in order to help with the Flowstop maintenance, but this is not an official JJ release.
In case of doubt we strongly suggest to contact your instructor.
We decline any responsibility for any non official maintenance service.

Ref.	Qty	Title/Name/Design/Material			Art. Number/Ref	
Designed by ff	Checked by ff	Approved by - date ff - 20/02/20	Filename FSTOP ASSBLY	Date 20/02/20	Scale 1:1	
tridens advanced engineering solutions			Flowstop assembly			
			exploded view	Edition 0	Sheet 1/1	



Liability release
This drawing has been drafted with accuracy in order to help with the T maintenance, but this is not an official JJ release.
In case of doubt we strongly suggest to contact your instructor.
We decline any responsibility for any non official maintenance service.

Ref.	Qty	Title/Name/Design/Material			Art. Number/Ref	
Designed by ff	Checked by ff	Approved by - date ff - 20/02/20	Filename insp T assbly	Date 20/02/20	Scale 1:1	
tridens advanced engineering solutions			Inspiration side T			
			exploded view	Edition 0	Sheet 1/1	



Check the O-rings
over templates

Check correct printing size with this 100mmx100mm square template

Allen key 5mm

TEK DIVING NATION
TEKDIVINGNATION.COM

Liability release
This drawing has been drafted with accuracy in order to help with the T
maintenance, but this is not an official JJ release.
In case of doubt we strongly suggest to contact your instructor.
We decline any responsibility for any non official maintenance service.

Ref.	Qty	Title/Name/Design/Material			Art. Number/Ref	
Designed by ff	Checked by ff	Approved by - date ff - 20/02/20	Filename exp T assbly	Date 20/02/20	Scale 1:1	
tridens advanced engineering solutions			Expiration side T			
			exploded view		Edition 0	Sheet 1/1

1

2

3

4

5

6

7

8

Nº Rev

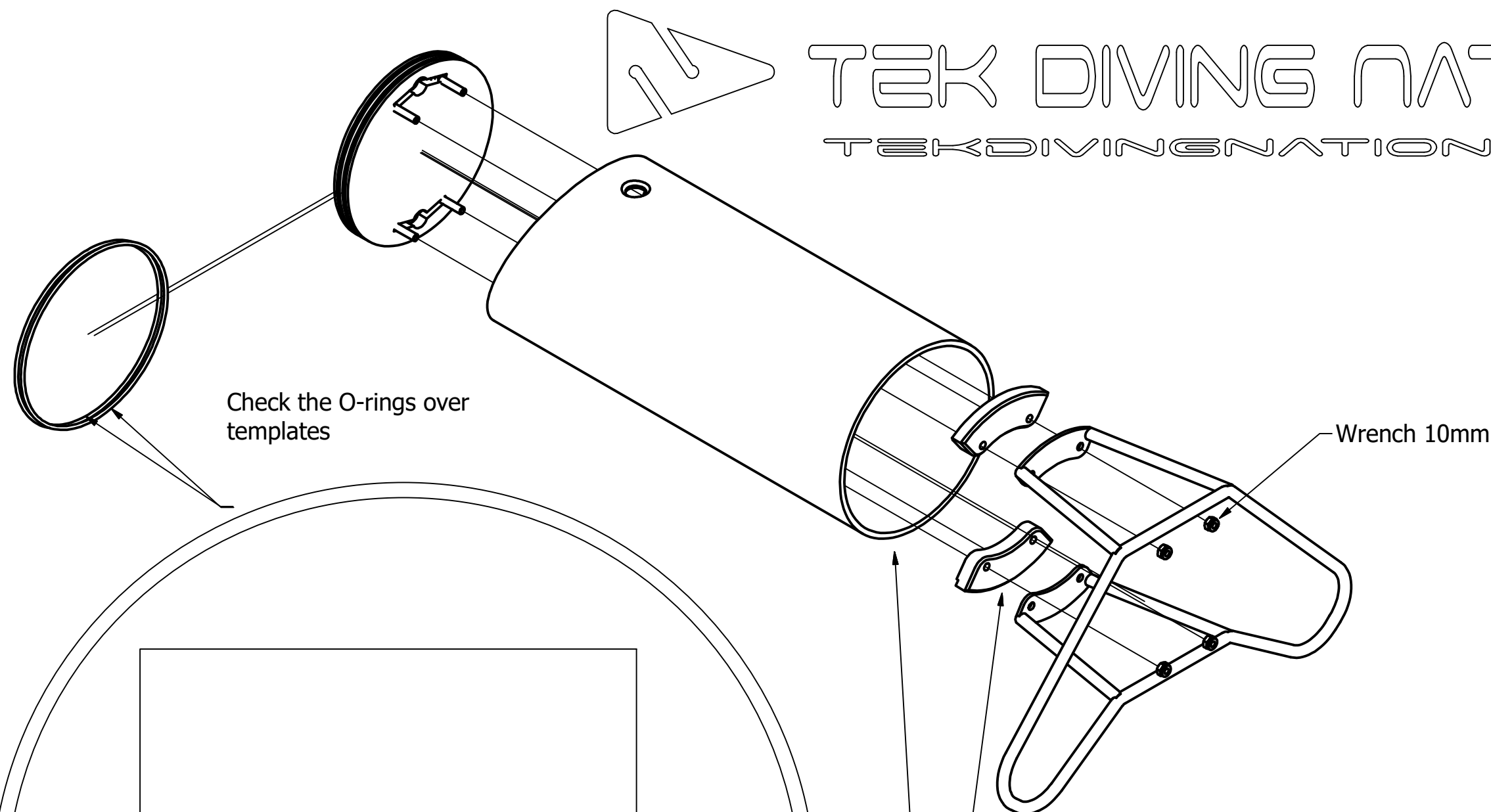
Nota de revisión

Fecha

Firma

Revisado

TEK DIVING NATION
TEKDIVINGNATION.COM



Check the O-rings over
templates

Wrench 10mm

Check correct printing size with this 100mmx100mm square template

Marks must match

Liability release

This drawing has been drafted with accuracy in order to help with the Bottom plate maintenance, but this is not an official JJ release.

In case of doubt we strongly suggest to contact your instructor.

We decline any responsibility for any non official maintenance service.

Ref.	Qty	Title/Name/Design/Material			Art. Number/Ref	
Designed by ff	Checked by ff	Approved by - date ff - 00/00/00	Filename bplteassby	Date 00/00/00	Scale 1:1	
tridens advanced engineering solutions			Bottom plate			
			exploded view	Edition 0	Sheet 1/1	