

1.7 Plan Mode

1.7 Plan Mode

Description: Plan Mode

Up Left Corner (O2%): Oxygen percentage value.

CF: Conservative. 3 levels to select: CF-1(Conservative), CF-2(Normal), and CF-3(Aggressive). Default: CF-2.

Depth (MOD): Maximum Operating Depth suggestions.

NDL: The Non-Decompression Limit time in minutes, will show 99 when NDL exceeds 99 minutes.

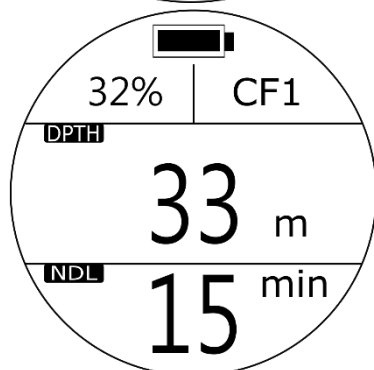
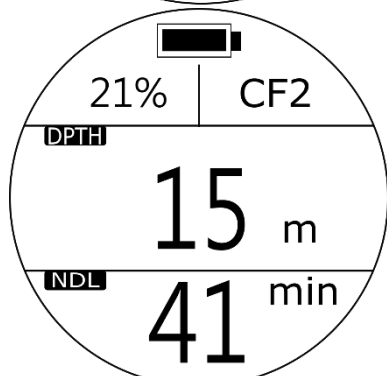
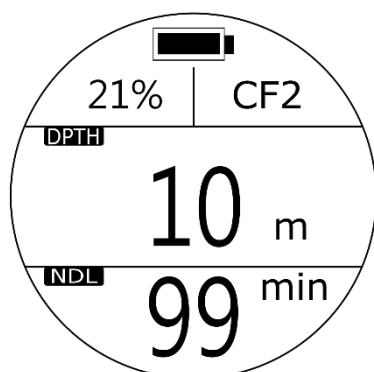
Under Plan Mode, divers can check NDL values and MOD limits and plan future dives.

After O2% and CF values are set, Press UP Button to change MOD, and NDL values will vary accordingly.

Once you reach the depth limit for recreational diving activities (40 m / 131 ft.), dive computer will not show further values; once the preset PO2 value is reached, there will be warning.

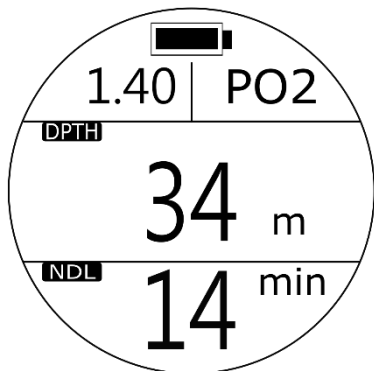
Note:

1. Changing settings of Scuba mode such as: O2%, CF values and PO2 will affect the calculation of NDL and MOD values shown in Plan Mode.
- 2. Previous dives executed on this dive computer and its residual nitrogen calculation will be taken into account.**
3. Please make sure you receive proper training and have adequate dive equipment with you. You will need to execute dive plans strictly and understand the related risks using Plan Mode.



1.7 Plan Mode

4. To change related settings, please refer to: Scuba Mode and Settings.



Description: Plan Mode – Warning

When you reach the preset PO2 value, alarm warning will activate; **long beeping one time with vibration and displayed PO2 value will blink.**

Note:
Once there is a warning, adjusting your dive plan accordingly is highly recommended.



Description: Plan Mode – No Diving

DIVE recommendation time countdown will show on the screen after a dive is completed under Gauge Mode. DO NOT continue diving activities during countdown.

For exact NO DIVE recommendation time countdown please check Dive History page.

Note:
Plan Mode, Scuba Mode and Freediving Mode and will remain locked during NO DIVE recommendation time countdown.