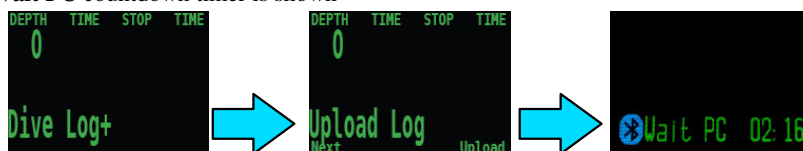




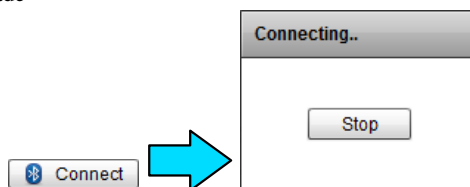
Put the handset into Bluetooth connection mode:

- Navigate to **Dive Log+**
- Choose **Upload Log**
- Wait until **Wait PC** countdown timer is shown



Connect the DiveCAN Firmware Updater tool to the handset:

- Click **Connect**
- Wait until a connection is made



Choose the device to update and the firmware file to update with:

- Choose a device under **Component**
- Choose a file by clicking **Browse** under **File**

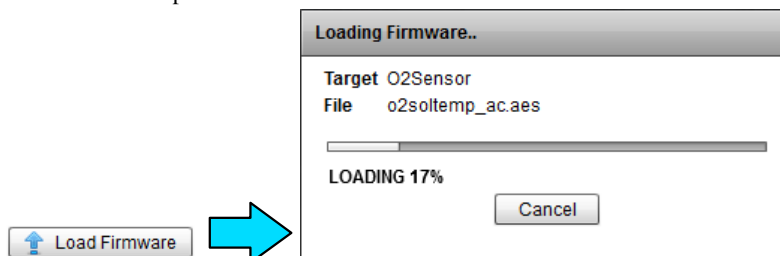
Component	Description	ID	Version	Serial
	Predator	1	V42 DiveCAN	66181BC2
	O2Sensor	2	vAB	01230123



File:

Load firmware:

- Click **Load Firmware**
- Wait until firmware has been uploaded



NOTES:

- If the device being updated is the handset, a disconnect will be required
- If the update is cancelled, a disconnect will be required.