

Smart use of zippers

- Slowly move the slider when operating. Angular pulling may cause element mis-engagement and may result in poor waterproof performance or damage zippers.
- Overstretching of the top and bottom stops should be avoided.
- AQUASEAL® zipper may be susceptible to UV degradation, creasing, and de-lamination and wear through friction.
- Folding or crushing the zipper may affect its performance.
- YKK does not recommend the use of this item on walking water balls, or similar items. YKK will not provide warranties or accepts no liability for such use.

Cleaning

- Regular cleaning with fresh water to remove sand and dirt will help increase the longevity of the zipper.
- Please do not use chemicals or harsh soaps to clean the zipper. Also, do not machine wash or dry clean.

Maintenance

After cleaning the zipper, we recommend the application of either a lubricant or paraffin wax to maintain the proper waterproof performance.

Please see the instructions below for each zipper type.

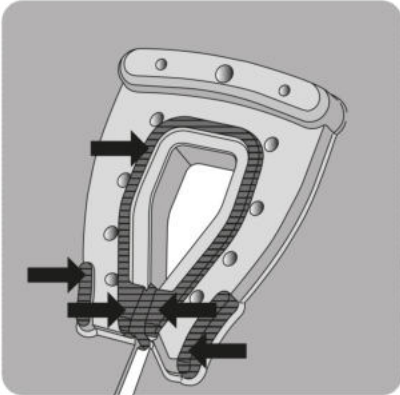
For the W-seal (Closed-end) application,

1. Apply the lubricant to the top-seal as indicated in the diagram*.
2. Apply a small amount of paraffin wax along the zipper elements*.

For Single-seal or Open-end applications,

1. Apply paraffin wax along the zipper elements*.

*Do not directly apply the lubricant on the zipper’s elements.



Installation Guide

Method	Recommendations
Sewing	Normal sewing in combination with seam tape.
Welding	Direct welding will depend on material compatibility, welding equipment and setting. Please test before production. When applying heat pressure during attachment, damage to the tape and elements should be avoided.
Gluing	Gluing will depend on the compatibility of fabric, zipper tape and glue. Please test before production.

Storage

- Do not fold or bend the zippers when they are stored.
 - Do not store the garment/goods in temperatures over 60°C (140°F).
 - Store with the zipper completely closed, taking care not to bend it.
- Storing the zipper in an opened position for long period will deform the seal.

Disclaimer

The purchaser/user is solely responsible for testing the AQUASEAL® zippers for suitability in any proposed application. Any proposed use of AQUASEAL® zippers must be fully and appropriately tested by the purchaser/user. For uses in life/limb or other safety critical circumstances, field trials are recommended. To the extent permitted by law, YKK disclaims all implied warranties with respect to AQUASEAL® zippers, including without limitation any implied warranties of merchantability and fitness for any particular purpose. In no events shall YKK be liable for any indirect, special, incidental, or consequential damages relating to AQUASEAL® zippers, whether based on breach of express or implied warranty, breach of contract, negligence, strict liability or any other basis.



*"YKK" and the combined mark of "YKK Little Parts. Big Difference." are registered trademarks of YKK CORPORATION in Japan and other countries/regions.
*AQUASEAL® and "VISON" are registered trademarks of YKK CORPORATION in Japan and other countries/regions.



Waterproof and Incredibly Flexible!
AQUASEAL®



Visit our website and
contact us for more information.
<http://www.ykkfastening.com/water-protective/>



Features

Light weight

AQUASEAL® zipper weighs roughly half of conventional metal tight zipper.

Easy Opening and Smooth Operation

Combining VISLON® technology with a seal between the zipper elements, AQUASEAL® zipper allows for easy and smooth operation with protection in critical situations.

High resistance to corrosion

Plastic and Stainless sliders have high resistance for use in salt water environments.

Guaranteed quality


All of size 10 version AQUASEAL zippers are individually tested under water pressure at 0.3 bar, which is set as the standard. As an option, size 5 can also be tested under water pressure at 0.05 bar. All AQUASEAL zippers which have been tested are laser marked for traceability.

Application

Wet-suit / Semi-dry suit / Dry Bag / Fishing Wader / Technical apparel (Sailing, motorcycle, etc) / Industries

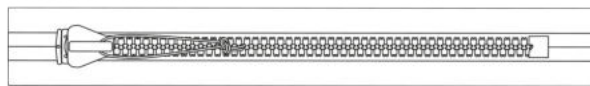
Classification

Closed-end (One end closed, Single-SEAL)

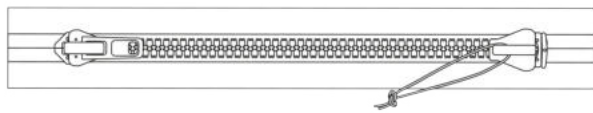


*With Fit in top stop but Standard top stop also available.

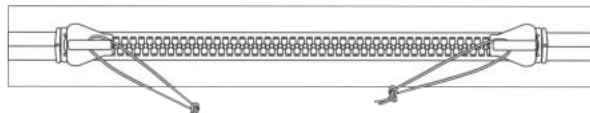
Closed-end (Both end closed, W-SEAL)



Closed-end (with 2 sliders back to back (SLSB-B), Single-SEAL)



Closed-end (with 2 sliders back to back (SLSB-B), W-SEAL)



Open-end



*With Standard top stop but Fit in top stop also available.

Two-way Separator



*With Standard top stop but Fit in top stop also available.

Availability

Size	Chain Type	Tape	Classification		
			Closed End	Open End	Two-Way
5	VFWN	PU19B (Polyurethane)	Both ends closed / One end closed	OR / OL	MR
10	VFWB	PU23B (Polyurethane)	Both ends closed / One end closed	OR / OL	MR, ML
		PU31B (Polyurethane)	Both ends closed / One end closed	OR / OL	not available

*OR = Open, Right hand insertion *MR = Two-way, Right hand insertion *OL = Open, Left hand insertion *ML = Two-way, Left hand insertion

Material

Size	Element	Slider	Top stop	Bottom stop / Open parts	Tape
5	Polyamide	Polyamide	Polyamide / Polyurethane	Polyamide	Coating : Polyurethane / Base tape : Polyester
10	Polyamide	Polyamide / Stainless / Zinc	Polyamide / Polyurethane	Polyamide	Coating : Polyurethane / Base tape : Polyester

Slider variation

Size	Standard	Variation				
5						
	NA (plastic)	NFNT580 P-HIM01 (plastic with cord)	NF580TZ (plastic with T-bar)	NFTP (plastic with D ring)	NA9	NA9LH2
10						
	NAZ (plastic)	NFNT580 P-HIM01 (plastic with cord)	NF1580TZ (plastic with T-bar)	NF1Y411580 (Plastic with Y-shape)	SAZH (Stainless)	SFNT (Stainless)

Top stop

Single-Seal		W-Seal
Description		
Standard Type	Fit-in Type	Fit-in Type (sealed)
Code		
—	TS-NEWH	TS-SEAL

Bottom stop / Open parts

Bottom stop		Open-parts
Standard	2 sliders back to back	
Description		
Standard Type	Fit-in Type (sealed)	Standard Type
Code		
—	BS-SEAL	—

Reinforcement Tape (Optional)

	Reinforcement Tape(Width:9mm)			Reinforcement Tape(Narrow type,Width:6mm)		
	for bottom	for bottom	for top	for bottom	for bottom	for top
Description	Use with closed end		Use with W-seal (both end closed)	Use with closed end	Use with W-seal (both end closed)	
Code	B-HOKYO		W-HOKYO	B-HKYO1	W-HKYO1	